

DESIGN *AHEAD*

Systems for Windows, Doors & Façades



Photo: © Brígida González

Our *systems* meet the highest standards of quality, performance & aesthetics. The diverse *product portfolio* is our answer to *architectural* and *environmental* requirements.



The image shows a modern building facade with a light-colored, stone-like finish. The building features large, dark-framed windows and glass doors. The windows are arranged in a grid pattern, with some larger windows on the ground floor and smaller ones on the upper floors. The building is set against a clear blue sky. The overall aesthetic is clean and architectural.

The *wood-aluminium*
system MIRA contour is
characterised by its clear,
angular appearance.

MOMENTUM DÜSSELDORF
System: MIRA contour
Location: Düsseldorf, Germany
Completion: 2018
Architect: O&O Baukunst
Copyright: Stefan Müller

CONTENT

INTRO	8
OUR SERVICE	10
OUR PROJECTS	12
PRIMARY & MIDDLE SCHOOL VATERSTETTEN	14
HOUSE S	20
VBZ BUS DEPOT ZURICH	24
ARCHITECTS TALK	28
O&O BAUKUNST	30
OUR SYSTEMS	34
WOOD-ALUMINIUM WINDOW SYSTEMS	36
ALUMINIUM WINDOW SYSTEMS	54
WOOD-ALUMINIUM DOOR & SLIDING DOOR SYSTEMS	64
ALUMINIUM DOOR & SLIDING DOOR SYSTEMS	70
WOOD-ALUMINIUM FAÇADE SYSTEMS	80
ALUMINIUM FAÇADE SYSTEMS	86
WINDOW SILLS & ACCESSORIES	90
FALL PREVENTION SYSTEMS	100
OUR TOPICS	106
VARIETY OF COLOURS BY GUTMANN	108
ALUMINIUM AS PART OF THE SOLUTION	110



Window System
MIRA contour

INTRO

KINDERGARTEN- & PARISH CENTRE

System: MIRA contour, LARA GF
Location: Troisdorf, Germany
Completion: 2020
Architect: Atelier Brückner
Fabricator: Terhalle Holzbau GmbH
Copyright: Daniel Stauch

Opening towards a *sustainable* future. Your specialist for *windows, doors & façades*.

GUTMANN Bausysteme GmbH is an international supplier of building systems for windows, doors and façades with a global presence. For more than 80 years, we have been thinking ahead for our customers in terms of technology and design, delivering state-of-the-art aluminium solutions for construction projects that require customised design and delivery approaches.

As part of one of the world's largest and most demanding industries, we are able to have a positive and lasting impact on our customers and society. For this purpose, we have integrated all main stages of the supply chain under one roof - extrusion, coating, processing, logistics, etc. - to design and produce system solutions that combine outstanding quality, performance and aesthetics. From the simplest to the most ambitious project, we pursue the goal, to work with investors, architects, engineers and fabricators to meet the individual requirements of each project and develop solutions that offer the best possible in terms of design, comfort, safety and energy efficiency.

GUTMANN Bausysteme aims to complement its range of high quality window, door and façade systems

with innovative features and technologies that enable our customers to have a competitive edge in a rapidly evolving industry.

Within this framework, we go one step further with our system solutions. The product portfolio is our response to the current and continuous change in the requirements for building systems. For us, this means that we develop our products with consideration for recyclability, minimal energy consumption, maximum functionality and rational production, so that together with our partners and customers we can contribute to creating buildings that are in harmony with people, their surroundings and the environment.



Window System
MIRA contour

OUR *SERVICE*

MFH BORNHOLMERSTRASSE
System: MIRA contour
Location: Berlin, Germany
Completion: 2022
Architect: Appels Architekten GmbH
Copyright: Simon Menges

Architecture thrives by ideas.
We assist you in every phase of
your building project.

GUTMANN Bausysteme offers architects and planners the possibility of using windows, doors and façades in the way that the building concept requires. No matter if the focus is on public or private use. Supporting your creativity and finding outstanding solutions is a special motivation for us. Like no other system supplier, GUTMANN relies on the modularity, versatility and combinability of its products.

GUTMANN window, door and façade systems meet all the requirements of modern architecture and are characterised by innovative construction details. When you choose our systems, you can rely on us to assist you in all project phases as partners, from conception to planning and execution. We advise you on conceptual designs and technical questions through experienced architectural consultants. To support you in every phase of your building project, we offer you not only personal advice but also digitally accessible information. If you have any questions, please do not hesitate to contact objektmanagement@gutmann.de.

Tender Texts

The online portal ausschreiben.de for DIN- and VOB-compliant texts for our systems offers you free product-related specifications to download for your planning software.



gutmann.de/tendering

Digital Docu-Center

In addition to performance data and product information, you will also find the corresponding system documentation and CAD data on our homepage.



gutmann.de/docu-center

Virtual Showroom

Our virtual showroom offers you an interactive 3D experience available anytime, anywhere.



gutmann.de/en/vrs



Curtain-Wall
System *LARA GF*

OUR *PROJECTS*



Window System
MIRA contour integral

**HISTORICAL ARCHIVE &
RHENISH PICTURE ARCHIVE**

System: MIRA contour integral, LARA GF,
ARCHITECTURAL BRONZE, TWINLOC

Location: Cologne, Germany

Completion: 2021

Architect: Waechter + Waechter Architekten

Fabricator: Gebrüder Schneider Fensterfabrik

Copyright: Brigida González



Window System
MIRA contour

**PRIMARY- & MIDDLESCHOOL
VATERSTETTEN**

System: MIRA contour

Location: Vaterstetten, Germany

Completion: 2019

Architect: balda architekten GmbH

Fabricator: Fenster- und Fassadenbau Rommel GmbH

Copyright: Stefan Meyer

PRIMARY AND MIDDLE SCHOOL VATERSTETTEN

Summer 2019 marked the first time that the new Karl Böhm Primary and Middleschool on Hans-Luft-Weg in Vaterstetten welcomed its first pupils. A triple sports hall and a swimming complex were built on the spacious grounds. Among other things, the façade with its floor-to-ceiling wood-aluminium window elements with GUTMANN's MIRA Contour series contributes to the characteristic appearance of the school building.

A total of approx. 8,500m² of usable space is available for the approximately 600 pupils in the four building structures. The office balda architekten GmbH (Fürstenfeldbruck) was responsible for the

design and won the competition organised by the municipality. The school building is divided into three three-storey structures. In order to avoid mutual interference, the two schools are housed in different buildings. The connecting element is the central foyer, from which the three parts of the building are accessed both horizontally and vertically. This area with seating steps and skylights can be used for events with up to 800 people by adding a music and multi-purpose room.

The architects describe the exterior in their project documentation as follows: „From the outside, the school building is open and transparent.

The *floor-to-ceiling glazed façade* opens up constantly changing views of the school complex.

The recessed base floor supports the two upper floors, whose escape balconies surround the actual outer skin of the building like a shell. The eye-catchers are the fixed white slats, which are coated on one side with five different shades of red and violet. Depending on the perspective, the colours alternate and the building changes its appearance. The floor-to-ceiling wood-aluminium unitised façade behind it is interrupted at irregular intervals by closed panels clad in pre-greyed silver fir. The floor-to-ceiling glazed façade opens up varied views of the school complex continuously." Wood also plays an important role in the overall design of the complex. Thus, the façade of the swimming complex in the basement and the sports hall above also has a white fir formwork with staggered battens combined with translucent glazing. The new school building is aligned with a modern pedagogy - away from the corridor school and frontal teaching - towards learning and team houses with other forms of education. The classrooms of the various grades, the differentiation rooms as well as the rooms of the lunchtime supervision and the all-day activities are each grouped around a small „market place“, which has niches and is equipped with diffe-

rent seating areas. This is where the children can communicate, discuss, learn or read in small groups. Plenty of daylight is one of the defining elements of the building's architecture, which is ensured above all by the floor-to-ceiling wood/aluminium window elements from Gutmann Bausysteme GmbH in the classrooms.

The client and architects selected the MIRA contour system. Its geometrically clear, rectangular appearance is its characteristic feature. The narrow frame construction allows the high light incidence into the classrooms desired by the planners. With a U_w value of $0.82 \text{ W/m}^2\text{K}$, this system also meets the high requirements for energy efficiency.



Window System
MIRA contour

**PRIMARY- & MIDDLESCHOOL
VATERSTETTEN**

System: MIRA contour

Location: Vaterstetten, Germany

Completion: 2019

Architect: balda architekten GmbH

Fabricator: Fenster- und Fassadenbau Rommel GmbH

Copyright: Stefan Meyer

Floor-to-ceiling *wood-*
aluminium window elements
provide performance-
enhancing daylight.



Window System
MIRA contour



**PRIMARY- & MIDDLESCHOOL
Vaterstetten**
System: MIRA contour
Location: Vaterstetten, Germany
Completion: 2019
Architect: balda architekten GmbH
Fabricator: Fenster- und Fassadenbau
Rommel GmbH
Copyright: Stefan Meyer



Window System
MIRA contour integral

HOUSE S

System: MIRA contour integral
Location: Kottgeisering, Germany
Completion: 2020
Architect: Architekturbüro Huber
Fabricator: GÜthler Glasfassaden
Copyright: Florian Holzherr

HOUSE S

Single-family houses that are featured on several pages in the architectural trade press are always something special. This is also true when it comes to the new building called „House S“ in Kottgeisering, a small community north of Lake Ammersee. At first glance, the striking windows and fixed glazing in the façade catch everyone’s attention. The MIRA contour integral wood-aluminium system from Gutmann was used here.

The letter S in the name of the building stands for the surname of the family who lives there. The owner of the house is an architect himself, but house S was planned by Felix Huber (Kempten). „Of course, if the client has studied architecture himself, the mindset is similar,“ says Felix Huber. Together with the client, he

worked on the house over a five-year process. The architect sums up his office’s design philosophy as follows: „Our conviction consists in the reduction to the essentials. It is a simple, ecological building, which forms a kind of antithesis to the technical everyday life.“ He has consistently implemented this guiding principle in the planning and execution of House S. It is located in Kottgeisering on a 1300 m² plot property between two old villas, but only covers 91 m² of floor space. The 227 m² of living space for the family of four are created by the more than 10 meter height of the three-storey building. The hexagonal cubature of the house and the characteristic facade come very much from the open location good to use.

Two essential design features characterise the exterior appearance. The classic-looking trowel plaster can also be found on the neighbouring villas. The exact structure of the plaster has the OK of the responsible monument protection authority and was executed by a single plasterer. The result is a façade look that is as creative as it is uniformly handcrafted. The second defining stylistic element is the windows. In accordance with the motto of clear lines and „reduction to the essentials“, the architect and client decided on the MIRA contour integral system from Gutmann. This wood-aluminium system impresses with a narrow frame

view with a completely concealed sash up to the insulating glass pane. The construction allows a high incidence of light. The integral windows fit in perfectly with modern buildings such as House S and thus enable versatile solutions for architecture at the highest technical level.

This is particularly obvious in the interplay between the windows and the fixed glazing elements. The fixed glazing is flush with the plaster façade on the outside, the aluminium profile is clearly visible. The windows with opening casements, on the other hand, were installed recessed in the reveal, and the outer shell



Window System
MIRA contour integral

was plastered in as well. This alternating installation ensures a varied appearance of the façade without disturbing the coherence. Gütthler Glasfassaden GmbH (Lauben) was responsible for the professional installation of the Gutmann window (elements). The company, with more than twenty years of experience in façade construction, specialises in systems in which wood plays an important role: „Thanks to the most modern processing techniques, we create functional and contemporary products that emphasise the special character of wood as a material,“ it says on the Gütthler website. The design with the MIRA contour integral

wood-aluminium elements from Gutmann for House S exemplifies how this claim can be optimally realised.



HOUSE S

System: MIRA contour integral
Location: Kottgeisering, Germany
Completion: 2020
Architect: Architekturbüro Huber
Fabricator: Gütthler Glasfassaden
Copyright: Florian Holzherr



Lift-and-slide
door *MIRA-Series*



VBZ bus garage, ERZ work yard
System: Lift-and-slide door MIRA-Series
Location: Zurich, Switzerland
Completion: 2020
Architect: pool Architekten
Copyright: Andrea Helbling

MIRA LIFT-AND-SLIDE DOORS AT THE ZURICH BUS DEPOT

The transport company of the city and the office for high-rise buildings established an extension of the bus garage in Zurich with an attached work yard in an eye-catching architecture. Among other things, lift-and-slide doors of the MIRA series from Gutmann Bausysteme (Weissenburg) were integrated into this project.

Completed in 2020, the complex near Zurich's Letzigrund Stadium stands out immediately with its striking exterior form and characteristic concrete façade. The responsible planning office pool Architekten from Zurich describes the idea as following: „The load-bearing concrete structure forms the shell of the new

building and essentially determines its expression. The volumetric structure of the old building also dictates the spatial disposition of the new building: the parking garage of the Zurich public transport company (VBZ) will be given a spatial layer as an annex. The first floor is a versatile maneuvering area, while the bridge-like upper floor houses the staff rooms and offices of Entsorgung + Recycling Zürich (ERZ) along a narrow atrium. Also integrated into the concrete structure is the salt silo, whose tower-like structure is both support and cladding.“


Homely atmosphere inside

The entire structure is 55 meters wide and 70 meters long; it houses the ten-meter-high hall for the transport company's buses and the ERZ workshop, which extends over three floors. While the building envelope and the 20-meter-high salt silo are dominated by the concrete structure with a concise formwork pattern, the interior of the staff and office rooms were finished in warm, light-coloured structural timber and yellow-reddish maritime pine. The rooms on the 1st floor connect to the bus garage and have bull's-eye windows to the outside and generous wood-aluminium sliding doors to the inner courtyard between the staff section and the

hall. This is also where the dressing rooms, bathroom facilities, technical rooms and the spacious lounge area are located. „It is important that the topic of disposal is not equated with a completely sober design,“ says pool partner Andreas Sonderegger. „We wanted to create a homely atmosphere for everyone who works here.“

More daylight with MIRA lift-sliding doors

The characteristic wood effect also had to be retained on the glazed side facing the inner courtyard on the second floor. For this reason, the architects opted for wood-aluminium lift-and-slide doors from the MIRA



Lift-and-slide
door *MIRA-Series*

series by Gutmann Bausysteme at the exits in this area. They offer maximum glass areas with a minimal frame view, and the material combination of aluminum on the outside and wood on the inside underscores the architects' idea of a design that is robust on the outside and homely on the inside. This effect is emphasized by the invisible building hardware. With the MIRA lift-and-slide elements, the lounge area can be opened up to the inner courtyard and additional daylight falls into this space due to the high proportion of glass.

The company

Verkehrsbetriebe Zürich (VBZ) is the municipal transport company of the Swiss city of Zurich and is part of the Department of Industrial Operations (DIB), a subunit of the city administration. VBZ, founded in 1896 as Städtische Strassenbahn Zürich (StStZ), today operates most of the public transport in the city, some lines in the region and is one of eight market responsible enterprises (MVU) in the Zürcher Verkehrsverbund (ZVV), founded in 1990.



Zurich Bus Depot
System: Lift & Slide Door MIRA-Series
Location: Zurich, Switzerland
Completion: 2020
Architect: pool Architekten
Copyright: Andrea Helbling



ARCHITECTS *TALK*



**KINDERGARTEN- &
PARISH CENTRE**

System: MIRA contour, LARA GF
Location: Troisdorf, Germany
Completion: 2020
Architect: Atelier Brückner
Fabricator: Terhalle Holzbau GmbH
Copyright: Daniel Stauch

O&O BAUKUNST

O&O Baukunst is led by the architects Roland Duda, Christian Heuchel, Florian Matzker, Markus Penell together with Laurids Ortner and Manfred Ortner. The demands on the joint architecture have grown with the size of the tasks. The conceptual procedures, which could be derived from Haus-Rucker-Co projects, have remained the same. In terms of content, the focus is on the conditions of a European art of building, which may combine the historical heritage with the requirements of renewal in an attractive form. The art gallery O&O Depot in Berlin, initiated by the partners, continues with the exhibitions of independent artists what began

half a century ago with Haus-Rucker-Co: Crossing the no man's land between art and architecture again and again and bringing back suggestions that can be brought to bear as concepts in the buildings.

Laurids Ortner

Studied architecture at the Vienna University of Technology. 1967 Co-founder of the architects' and artists' group Haus-Rucker-Co in Vienna. 1976-87 Professor at the University of Art and Industrial Design in Linz. 1987 to 2011 professor of architecture at the State Academy of Art in Düsseldorf. 2020 together with Manfred Ortner, winner of the Grand

Austrian State Prize.

Manfred Ortner

Studied painting and art education at the Academy of Fine Arts Vienna. 1971-87 Studio Haus-Rucker-Co in Düsseldorf with Günter Zamp Kelp and Laurids Ortner. 1994 to 2012 professor of design, FH Potsdam Faculty of Architecture. 2020 together with Laurids Ortner prizewinner of the Grand Austrian State Prize.



Architecture and construction methods will converge with the automotive industry.



We met the architects Laurids & Manfred Ortner of O&O Baukunst shortly before they opened the spectacular retrospective of their work at the Francisco Carolinum in Linz AT, for a conversation about sustainability in architecture, future building methods, their visions and one of the last major projects, the campus for W&W.

MO: Future building methods have to focus on fulfilling two requirements. Obviously, buildings should be ecologically friendly and recyclable. Obviously, buildings should be ecologically friendly and recyclable.

LO: The architecture and building methods will become similar to those of the automobile industry. This is a perfect demonstration of what can actually be achieved when there is a

large industry behind the developments and if a systematic industrial approach takes place. Currently, it seems the entire architectural landscape is evolving around wood and greenery. In my opinion, these trends are giving us wrong indications because wood is a building material like any other; it has advantages and disadvantages. We will return to addressing all building materials more or less in the same order of priority.

MO: The great potential that wood offers is by definition all good and right. However, other recyclable materials are just as important. For example, recyclable bricks, concrete to name a few.

W&W CAMPUS

System: MIRA contour, FPS.I

Location: Kornwestheim, Germany

Completion: 2018

Architect: O&O Baukunst

Fabricator: Müller Holzbearbeitung GmbH

Copyright: Stefan Müller

A workplace for about 5,000 people organized in such a way that they have *excellent* and *sustainable* working conditions at the same time.

And this is where research is finally challenged. Green is good but we should ensure to reduce land consumption with buildings. This awareness of the necessity of sustainability has developed over time. We don't need to mince our words here. We have simply learned.

LO: Sustainable materials are overemphasized. We should focus on sustainable architecture which already exists to a large extent in European metropolises. There is brilliant sustainable architecture which we should learn from.

MO: One of our recent, large projects is the campus for W&W, for Wüstenrot and die Württembergische. A workplace for about 5,000 people, organised in a way that ensures at the same time optimal and sustainable working conditions. And on the other hand, large areas for everyone, for socialising, where they can meet informally.

LO: What has been achieved at the Wüstenrot and Württembergische Campus is actually a large path that leads through the whole collection

of buildings. Sustainable in any case, because it is actually made of 90% brick. Greenspace is included from the beginning. We designed the building mass in such a way that allows green intervals to protrude in between the individual blocks, giving the feeling of working in green surroundings.



Window System
MIRA contour

Fall prevention
FPS.I

W&W CAMPUS

System: System: MIRA contour, FPS.I

Location: Kornwestheim, Germany

Completion: 2018

Architect: O&O Baukunst

Fabricator: Müller Holzbearbeitung GmbH

Copyright: Stefan Müller



OUR *SYSTEMS*



Window System
MIRA contour

New Building Kindergarden

System: MIRA contour

Location: Walting, Germany

Completion: 2020

Architect: Fischer Rüdener Architekten

Fabricator: Schreinerei Blüml

Copyright: Vadim Kretschmer

*WOOD-ALUMINIUM
WINDOW SYSTEMS*

MIRA



Further information
on our homepage:



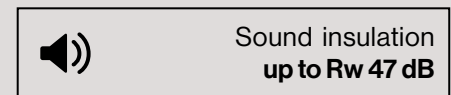
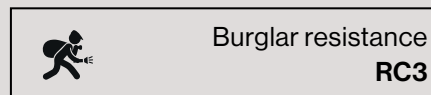
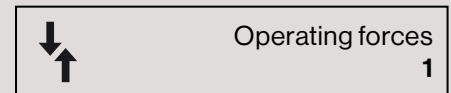

SYSTEM DESCRIPTION

The GUTMANN MIRA system can be executed in double, single and pitched rebate construction.

a welded version or a version with robust punched corner connections

- A wide range of transom and mullion profiles for optimal profile joints and optimized structural connections round out the product line
- Execution as a composite sash assembly, sash variant or pitched rebate assembly provides additional window design options. The frames are available in either
- All standard window constructions, opening types and window styles, including slanted windows, semi-circular, segmented or lancet arches, can be executed in various profile designs

SYSTEM PROPERTIES OF CLASSES



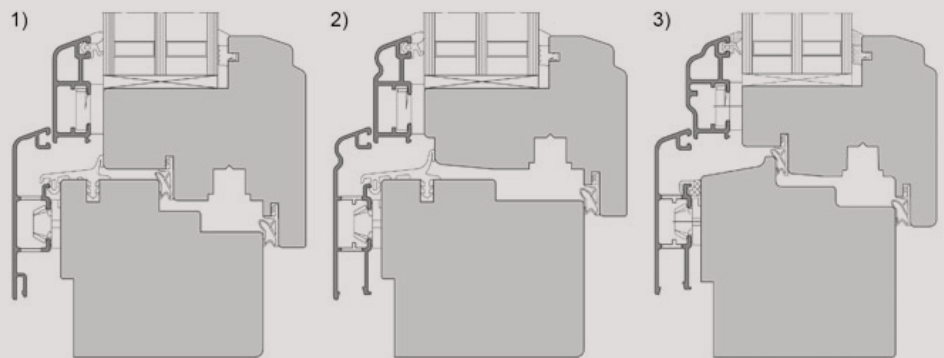
Maximum achieved values.

THERMAL INSULATION



Maximum achieved values.

SYSTEM CROSS SECTION



1) Double rebate construction

2) Single rebate construction

3) Pitched rebate construction

MIRA *CONTOUR*



Further information
on our homepage:



SYSTEM DESCRIPTION


The GUTMANN MIRA contour system can be executed in single, double and pitched rebate construction.

- The GUTMANN MIRA contour can be inserted in the GUTMANN MIRA system as the standard wood cross section in the classical style for an offset appearance
- Use of the VFM sash enables flush construction without any change in the standard wood sash cross section in the


GUTMANN MIRA system


- The narrow sash faces round out the system
- The accessory range from the GUTMANN MIRA system can be processed without restriction
- The frame connections are welded or available with robust punched corner connections


SYSTEM PROPERTIES OF CLASSES


 Water tightness
E 1500

 Wind load
C4/B4

 Air permeability
4

 Operating forces
1

 Burglar resistance
RC3

 Sound insulation
up to Rw 47 dB

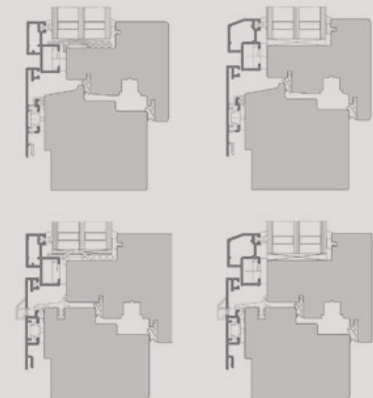
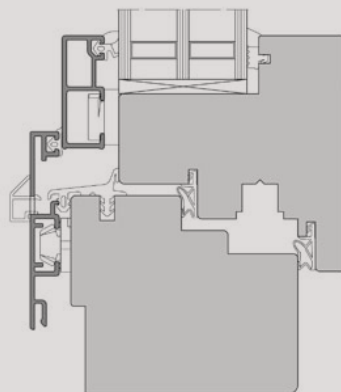
Maximum achieved values.

THERMAL INSULATION



Maximum achieved values.

SYSTEM CROSS SECTION



MIRA

CONTOUR INTEGRAL



Further information
on our homepage:



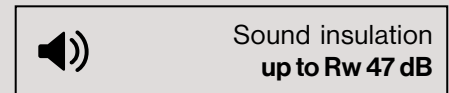
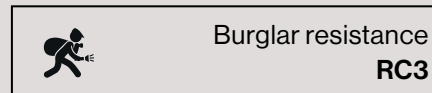



SYSTEM DESCRIPTION

The GUTMANN MIRA contour integral system can be executed in single, double and pitched rebate construction.

- With minor changes in the wood sash, the GUTMANN MIRA contour integral can be placed on the offset wood cross section of the GUTMANN MIRA system in the classical style
- With small radii on the visible edge, the profiles display clear lines

- The system is characterized by narrow frame faces with concealed sashes
- The accessory range from the GUTMANN MIRA system can be used without restriction

SYSTEM CROSS SECTION



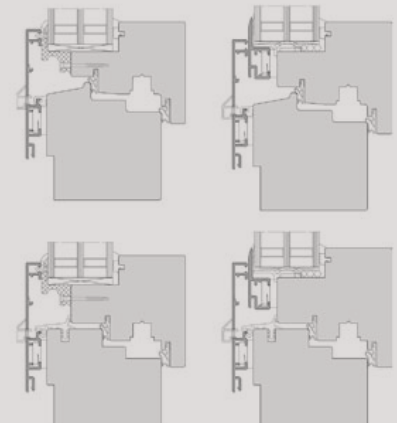
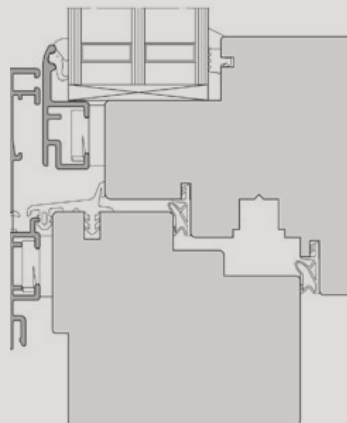
Maximum achieved values.

THERMAL INSULATION



Maximum achieved values.

SYSTEM CROSS SECTION



MIRA

CONTOUR INTEGRAL 50



Further information
on our homepage:









SYSTEM DESCRIPTION

Object system with reduced face width to 50 mm.

- The GUTMANN MIRA contour integral 50 system is available as a double, single or angled rebate
 - Profiles create clear lines thanks to small radii on exposed edges
 - System characterised by slim frame facings with halfconcealed sash
- Impressive thermal insulation
 - Unrestricted compatibility with GUTMANN MIRA system accessory range

SYSTEM CROSS SECTION

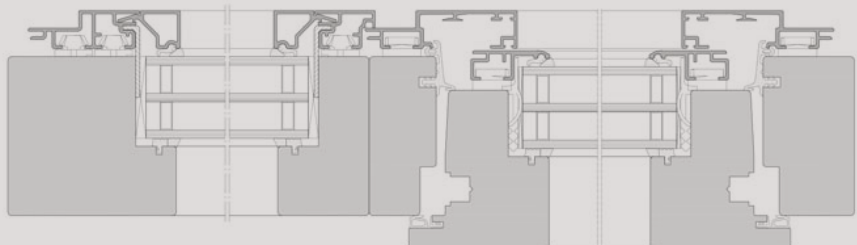
 Water tightness E 1500	 Wind load C4/B4
 Air permeability 4	 Operating forces 1
 Burglar resistance RC3	 Sound insulation up to Rw 47 dB

Maximum achieved values.

THERMAL INSULATION



SYSTEM CROSS SECTION



MIRA

CONTOUR SF2



Increased angle for inclined water drain with max. 13° for optimum water drainage.







Further information
on our homepage:



SYSTEM DESCRIPTION

- Modern design in an angular style providing maximum energy efficiency with the highest possible safety and comfort
- Fixed glazing in a masking frame profile (20 mm glass penetration) without bevelling the inclined water drain
- Inclined water drain of max. 13°
- Small opening angles (leaf width min. 400 mm) are possible with wood thicknesses of 88 mm or more
- Standard system accessories from the MIRA system family can be used

SYSTEM CROSS SECTION

	Water tightness E 1500		Wind load C4/B4
	Air permeability 4		Operating forces 1
	Burglar resistance RC3		Sound insulation up to Rw 47 dB

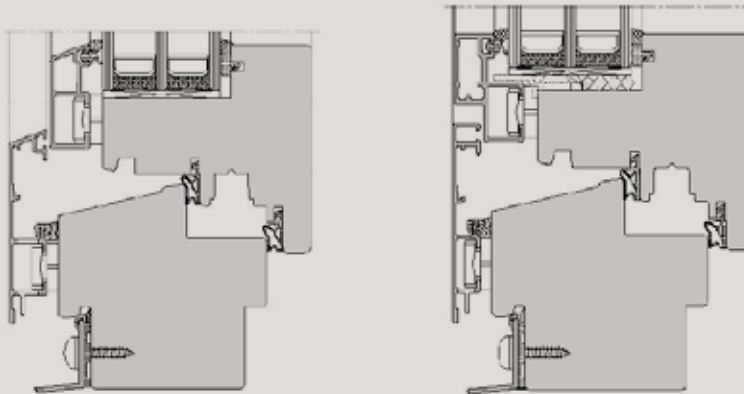
Maximum achieved values.

THERMAL INSULATION



Maximum achieved values.

SYSTEM CROSS SECTION



MIRA SF2

MIRA contour SF2

MIRA

CONTOUR CTS









Further information
on our homepage:



SYSTEM DESCRIPTION

- Innovative milling contour for a total frame view width of well under 100 mm
- Very large glass lights are possible. Capacity for heavy glass weights
- High-quality corner joint of sash frames in punched or welded design
- Automated installation of the pivot holder directly on the sash frame
- Special shapes, such as round arches and sloped components
- Narrow sash facings inside, for small windows and deep wood cross-sections
- Wooden windows can be produced with a milled glazing bead on the sash

SYSTEM CROSS SECTION

	Water tightness E 1500		Wind load C4/B4
	Air permeability 4		Operating forces 1
	Burglar resistance RC3		Sound insulation up to Rw 47 dB

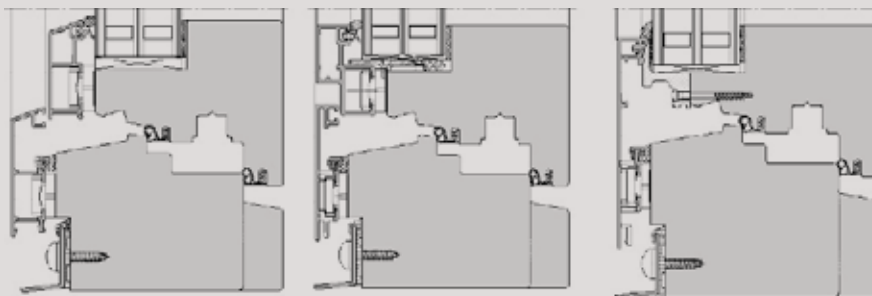
Maximum achieved values.

THERMAL INSULATION



Maximum achieved values.

SYSTEM CROSS SECTION



MIRA CTS

MIRA contour CTS

MIRA contour integral CTS

MIRA

CONTOUR RS









Further information
on our homepage:



SYSTEM DESCRIPTION

- Same milling contour as on the wooden window on the lower frame profile
- High-quality aluminium inside face width in the lower frame area
- Elegant shell design and more design options thanks to the modular design. Fabrication of various aluminium profile contours with the same wood cross-section and holder position
- High-quality corner joint of sash frames in punched or welded design
- A wide range of structural connection profiles and accessories are available from the GUTMANN range

SYSTEM CROSS SECTION

	Water tightness E 1500		Wind load C4/B4
	Air permeability 4		Operating forces 1
	Burglar resistance RC2		Sound insulation up to Rw 45 dB

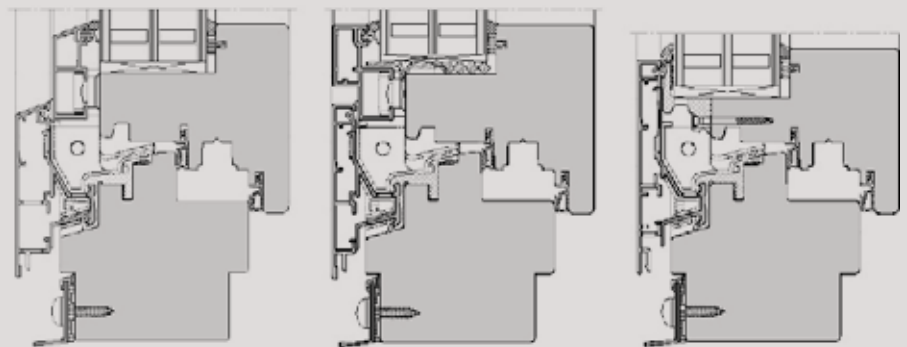
Maximum achieved values.

THERMAL INSULATION



Maximum achieved values.

SYSTEM CROSS SECTION



MIRA RS

MIRA contour RS

MIRA contour Integral RS

MIRA

CONTOUR TWT



Minimum face width of 83 mm
for MIRA TWT version.







Further information
on our homepage:



SYSTEM DESCRIPTION

- Complete wood width of only 68 mm
- Face width of only 110 mm in double rebate
- Frames, sashes, transoms or mullion - all the components can be manufactured in 68 mm
- All standard window sizes and opening types are possible
- Due to optimized profile geometry, low additional costs are necessary
- Instead of the twist holder previously used, a clip holder is now available

SYSTEM CROSS SECTION

	Water tightness E 1500		Wind load C4/B4
	Air permeability 4		Operating forces 1
	Burglar resistance RC2		Sound insulation up to Rw 46 dB

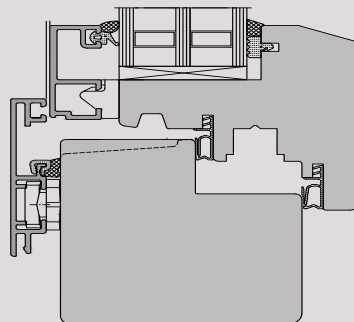
Maximum achieved values.

THERMAL INSULATION



Maximum achieved values.

SYSTEM CROSS SECTION



MIRA contour TWT

ALUMINIUM
WINDOW SYSTEMS

GWD 070-SERIES



Further information
on our homepage:









SYSTEM DESCRIPTION

Reliable window series with a basic depth of 70 mm. Fulfills the highest demands on thermal and sound insulation. Through the development of a modular system construction kit, a large number of thermally insulated to highly thermally insulated constructions can be produced at a very economical price.

- Standard windows thermally insulated and premium windows highly thermally insulated
- Symmetrical, stable structural design with identical corner and T-connectors


- Surface-mounted fittings up to sash weights of 300 kg; concealed fittings up to 180 kg
- Use of glass up to 60 mm in the sash, 50 mm in the fixed panel
- Euro groove for free choice of hardware

SYSTEM CROSS SECTION

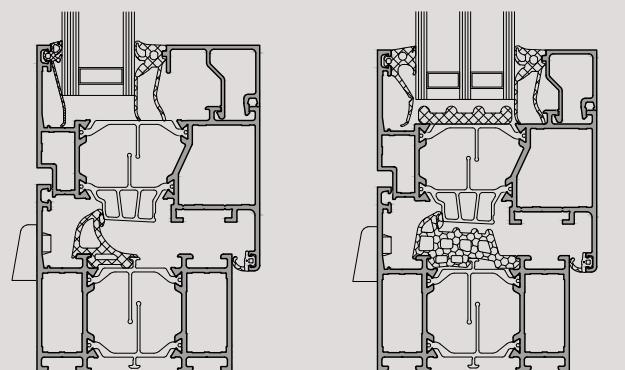
	Water tightness E 1200		Wind load C5/B5
	Air permeability 4		Operating forces 2
	Burglar resistance RC3		Sound insulation up to Rw 48 dB

Maximum achieved values.

THERMAL INSULATION



SYSTEM CROSS SECTION



thermally insulated

highly thermally insulated

GWD 070i-SERIES



Further information
on our homepage:



SYSTEM DESCRIPTION







Proven window series with concealed sashes and a basic depth of 70 mm. Meets high requirements on thermal and sound insulation. By developing a modular system construction kit, it is possible to manufacture a wide range of insulated and even highly insulated element constructions in a favorable price-performance ratio.

- Standard windows thermally insulated and premium windows highly thermally insulated
- Symmetrical, stable structural

design with identical corner and T connectors

- Surface mounted fittings up to sash weights of 300 kg; concealed fittings up to 180 kg
- Use of glass up to 46 mm in sash.
- Euro groove for free choice of hardware
- Face width from 71 mm for tilt & turn windows

SYSTEM CROSS SECTION

	Water tightness E 1200		Wind load C5/B5
	Air permeability 4		Operating forces 2
	Burglar resistance RC3		Sound insulation up to Rw 48 dB

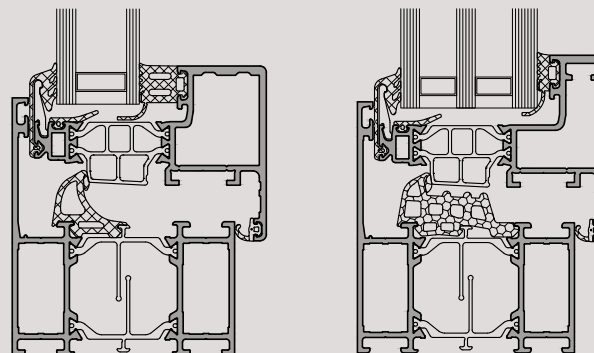
Maximum achieved values.

THERMAL INSULATION



Maximum achieved values.

SYSTEM CROSS SECTION



thermally insulated

highly thermally insulated

GWD 080-SERIES



Further information
on our homepage:



SYSTEM DESCRIPTION







Innovative and modern window system with construction depth of 80 mm. As with the proven GWD 070 window series, the modular system design and the common parts were systematically adjusted here. It can be adjusted to the user's requirements from thermally insulated to highly thermally insulated level and also to passive house level with simple additions.

- Standard windows thermally insulated and premium windows highly thermally insulated
- 5-chamber, coextruded hollow

chamber central gasket, glass rebate insulation for improved thermal insulation

- Surface-mounted fittings up to sash weights of 300 kg; concealed fittings up to 180 kg
- Use of glass up to 65 mm in the sash, 55 mm in the fixed panel
- Eurogroove for free choice of hardware

SYSTEM CROSS SECTION

	Water tightness E 1500		Wind load C5/B5
	Air permeability 4		Operating forces 1
	Burglar resistance RC3		Sound insulation up to Rw 47 dB

Maximum achieved values.

THERMAL INSULATION

U_f 0,79


U_f

$U_{w \text{ triple}}$ 0,67

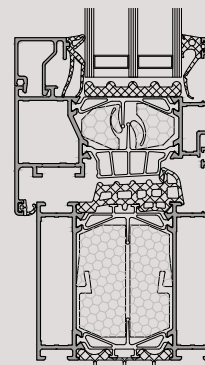
$U_{w \text{ triple}}$

Maximum achieved values.

SYSTEM CROSS SECTION



thermally insulated



highly thermally insulated

GWD 080i-SERIES



Further information
on our homepage:



SYSTEM DESCRIPTION


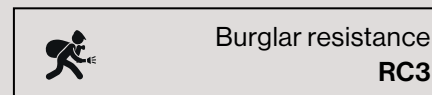



Innovative and modern window series with a basic depth of 80 mm and concealed sash. As with the proven GWD 070i window series, the modular system design and the equal parts are also adopted here.

- Standard windows thermally insulated and premium windows highly thermally insulated
- 5 chamber, coextruded hollow-chamber central gasket, glass rebate insulation to improve thermal insulation
- Surface mounted fittings up to

sash weights of 300 kg; concealed fittings up to 180 kg

- Glass up to 56 mm in the sash, 57 mm in the fixed panel
- Euro groove for free choice of hardware
- Face width from 71 mm for tilt & turn windows

SYSTEM CROSS SECTION



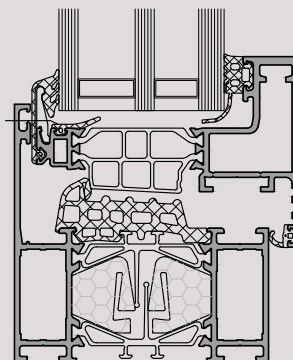
Maximum achieved values.

THERMAL INSULATION



Maximum achieved values.

SYSTEM CROSS SECTION



highly thermally insulated

*WOOD-ALUMINIUM
DOOR & SLIDING DOOR
SYSTEMS*

WOOD-ALUMINIUM DOOR








Further information
on our homepage:



SYSTEM DESCRIPTION

- The aluminium leaf ensures maximum protection on the outside
- Custom configuration of all dimensions and light cutouts
- Flush or recessed design
- Matched frame and door leaf colors. Practically unlimited color selection
- Weather resistant, durable, low maintenance
- Standard sheet thicknesses 3 mm (4 mm and 5 mm upon request)
- Laser-cut, stainless steel framed light cutout available
- Product range includes 2-leaf door systems

SYSTEM CROSS SECTION

	Water tightness E 1350		Wind load C5
	Air permeability 3		Sound insulation upon request
	Burglar resistance RC2		

Maximum achieved values.

THERMAL INSULATION

U_f 0,84

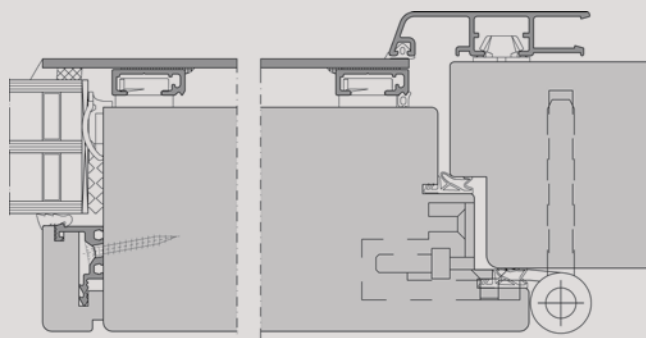
U_f

U_d triple 0,74

U_d triple

Maximum achieved values.

SYSTEM CROSS SECTION



LIFT & SLIDING DOOR

MIRA-SERIES



© Dittel Architekten GmbH

Further information
on our homepage:



SYSTEM DESCRIPTION

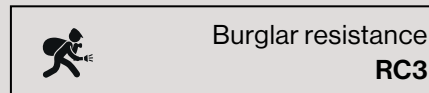



The lift and sliding doors from GUTMANN are available in various designs:

- The sliding doors can be designed with the proven GUTMANN systems MIRA, MIRA contour, MIRA contour glazing bead
- Schematics A, C, G, K are possible in all variants
- Our lift-slide door solutions can be certified up to RC3
- Our profile systems can be combined with the various hardware

manufacturers GU, Hautau, Maco, ROTO, Siegenia

- Depending on the hardware manufacturer, glass weights of up to 400 KG are possible
- Unlimited colour variety of the aluminium frame for individual requirements

SYSTEM CROSS SECTION



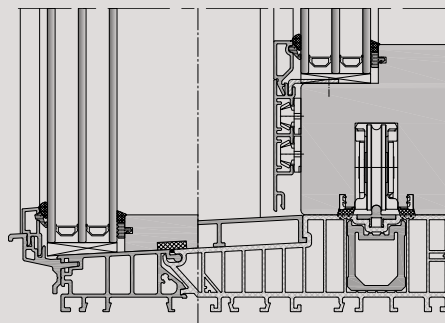
Maximum achieved values.

THERMAL INSULATION



Maximum achieved values.
System MIRA contour Scheme A.

SYSTEM CROSS SECTION



*ALUMINIUM
DOOR & SLIDING DOOR
SYSTEMS*

GWD 070-SERIES



Further information
on our homepage:

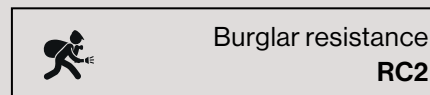





SYSTEM DESCRIPTION

Standard doors in the 70 mm series with an insulation value of $U_f = 2.7 \text{ W/m}^2\text{K}$.

- Continuous compatibility of profiles, accessories and gaskets with the GWD 070 window series, therefore fewer system accessories
- Sash profiles with flexible, perforated PA 6.6 bridges to counter bimetallic effect
- Rational installation of mortise locks and striking plates with slide blocks
- Profiles in the three-chamber system
- Door sash with optional- leaf enclosing infill
- Single and double leaf doors (optional panic function) with side panel and transom light

SYSTEM CROSS SECTION

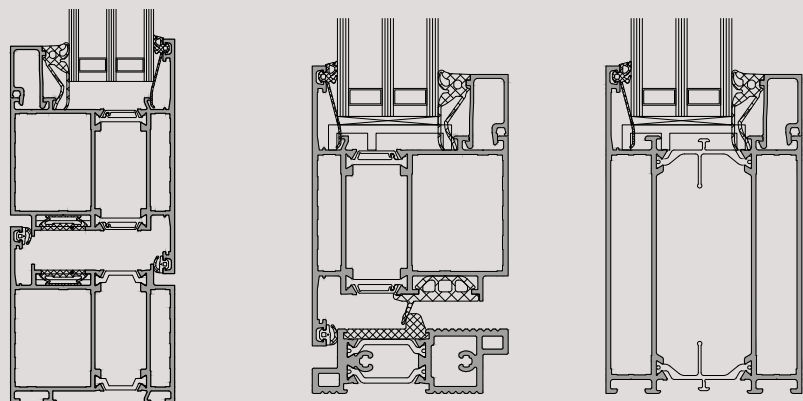


Maximum achieved values.

THERMAL INSULATION

upon request

SYSTEM CROSS SECTION



GWD 080-SERIES



Further information
on our homepage:



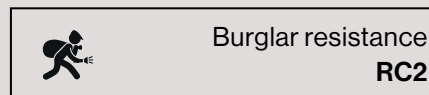
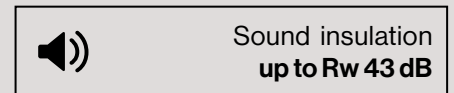


SYSTEM DESCRIPTION

The flush-fitted door series impresses with its functional qualities, design and technical characteristics. The basic depth of 80 mm allows the use of filling thicknesses up to 60 mm.

- Identical frame profile for inward and outward opening doors
- Identical surface-mounted and barrel hinges for inward and outward opening doors in aluminium and stainless steel

- Door sash with optional sash-enclosing infill
- 1 and 2 sash doors (optional panic function) with side panel and transom light
- Fitting lock side: delivery in cooperation with esco Metallbau-systeme GmbH

SYSTEM CROSS SECTION

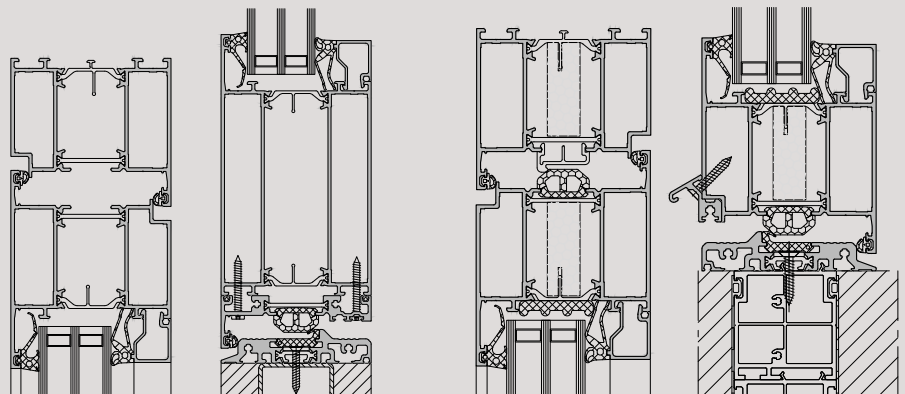


Maximum achieved values.

THERMAL INSULATION

upon request

SYSTEM CROSS SECTION



thermally insulated

highly thermally insulated

GWD 080 FP30SP



Further information
on our homepage:



SYSTEM DESCRIPTION

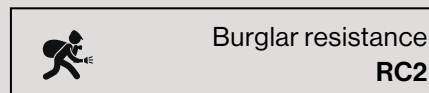
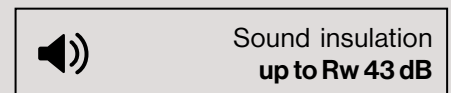


Based on the proven GWD 080 door series, GUTMANN has developed the GWD 080 FP30SP, a fire protection door characterised by simple installation.

- Fire protection class EI30 made of profiles | Gaskets | Accessories of the standard profile series GUTMANN GWD 080
- Single- and double-leaf fire doors without additional inserts

- Increased efficiency in production and additional combination options thanks to symmetrical profile design

- Sash sizes up to 1,500 x 2,500 mm
- Sash weights up to 250 kg

SYSTEM CROSS SECTION

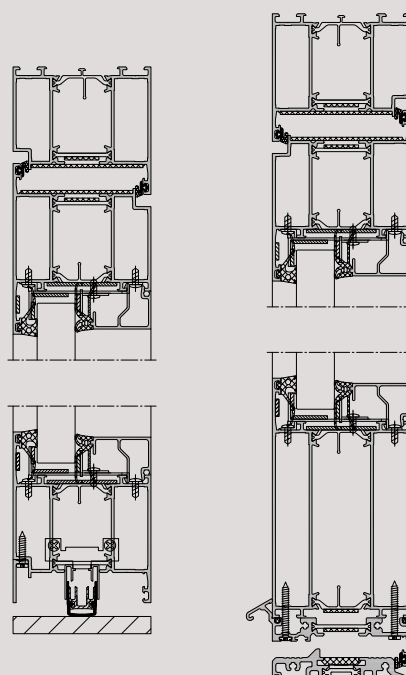


Maximum achieved values.

THERMAL INSULATION

upon request

SYSTEM CROSS SECTION



GLS 180



Further information
on our homepage:

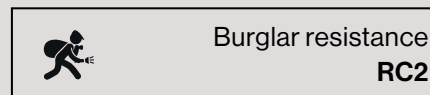
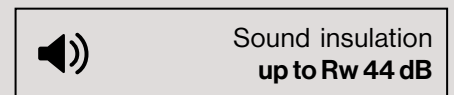




SYSTEM DESCRIPTION

Premium lifting sliding door with 80 mm leaf depth with a peak value of $U_f = 2.0 \text{ W/m}^2\text{K}$

- Symmetrical profile design for uniform accessory parts in the inner and outer shell
- Economical processing since all profile cutting is straight
- No notching of frame and sash profiles
- Subsequent adjustment of locking points
- Straightforward seal of the meeting stiles using a simple sealing system
- Simple installation of sash elements

SYSTEM CROSS SECTION

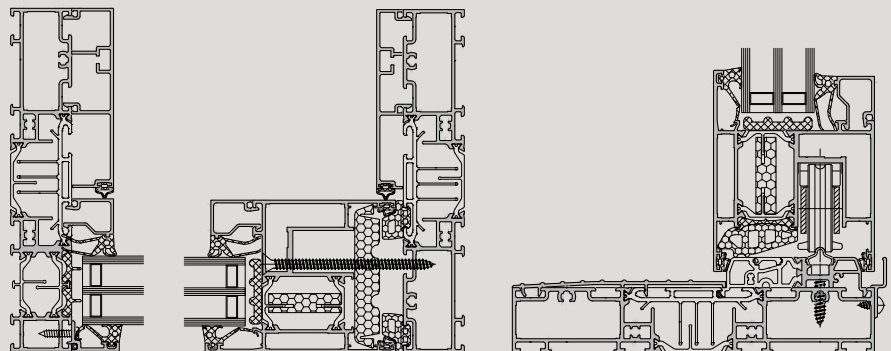


Maximum achieved values.

THERMAL INSULATION

upon request

SYSTEM CROSS SECTION



*WOOD-ALUMINIUM
FAÇADE SYSTEMS*

LARA *GF*








Further information
on our homepage:



SYSTEM DESCRIPTION

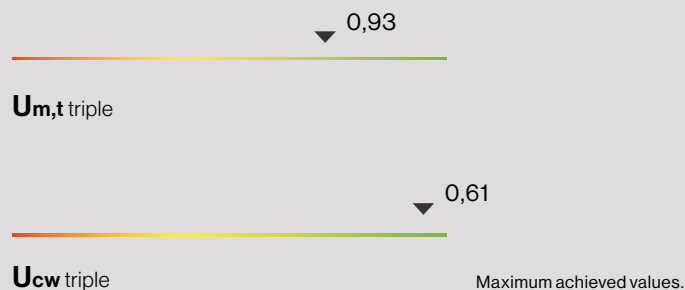
- The glazing system is screwed to simple rectangular laminated timber or approved microlaminated wood
- GUTMANN LARA GF provides maximum tightness, even in areas of glass with multiple divisions. It permits overlapping of the inner mullion-transom seals on four planes at the T-joint, expanding architects' and planners' design freedom
- The glass is completely taken up within the profile system. Glass thickness from 9 mm to 64 mm are standard
- The GUTMANN LARA GF in different face width – 50 mm, 60 mm and 80 mm – is available
- The GUTMANN LARA GF system is also available in architectural bronze for particularly high architectonic requirement
- The glass is completely taken up

SYSTEM CROSS SECTION


	Water tightness RE1200		Wind load 2250Pa
	Air permeability AE		Sound insulation up to Rw 49 dB
	Burglar resistance RC3		

Maximum achieved values.

THERMAL INSULATION



SYSTEM CROSS SECTION



WOOD-ALUMINIUM *UNITISED FAÇADE*



Further information
on our homepage:




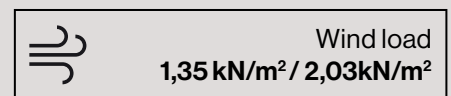
SYSTEM DESCRIPTION

A new type of façade system combining the properties and performance of Wood and aluminium; the best of both worlds in one final product.

- High Performance
- Endurance
- Adaptability
- Expert workmanship

- Quick & easy fitting
- Sustainability

SYSTEM CROSS SECTION



Maximum achieved values.

THERMAL INSULATION

▼ 1,0

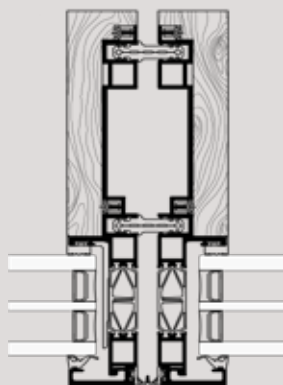
U_{m,t} triple

▼ 0,82

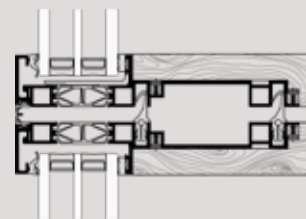
U_{cw} triple

Maximum achieved values.

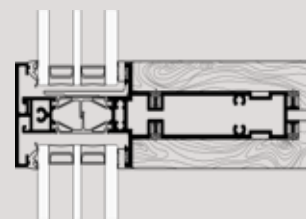
SYSTEM CROSS SECTION



Vertical element joint



Horizontal element joint



Horizontal through transom

ALUMINIUM
FAÇADE SYSTEMS

GCW 050/060



Further information
on our homepage:



SYSTEM DESCRIPTION






The GUTMANN GCW 050/060 facade system provides space for both creative planning and solid design. The uniform system design supports cost-effective and efficient manufacture.

- Filling thicknesses up to 65 mm | Filling weights up to max. 730 kg
- Identical insulator for mullion and transom
- Same profiles for mullion and transom, straight material cuts, no notching of the transom profile: minimal waste, efficient

finishing and installation

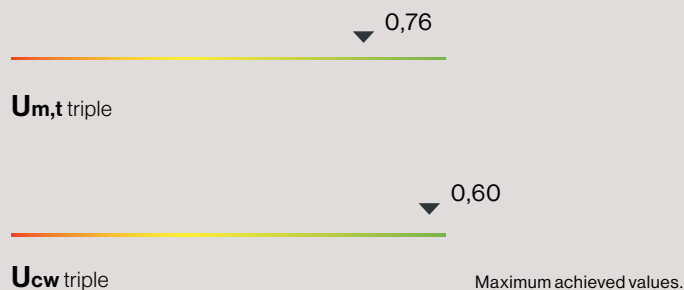
- High cost-effectiveness due to identical internal glazing gasket and glazing with internal sealing frames (vulcanised)
- Design available in Structural Glazing (export version), semi-SG and visual-SG
- Transom connector for simple and secure transom connection

SYSTEM CROSS SECTION

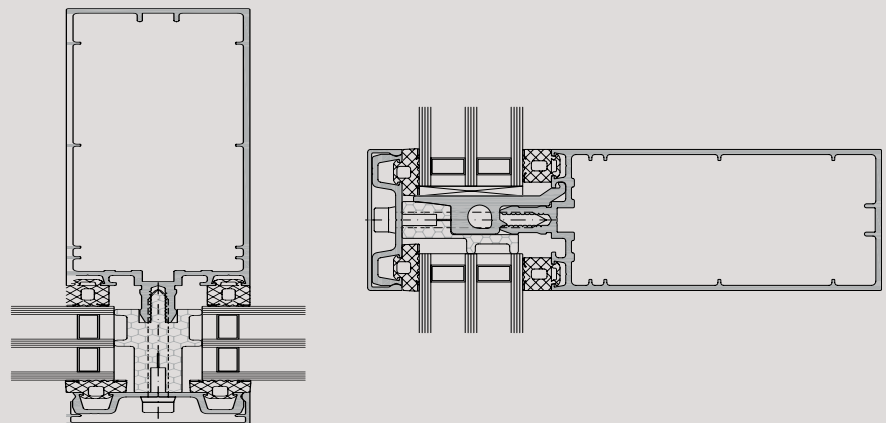
	Water tightness RE1200		Wind load 3000Pa
	Air permeability AE		Sound insulation bis Rw 47 dB
	Burglar resistance RC3		

Maximum achieved values.

THERMAL INSULATION



SYSTEM CROSS SECTION



*WINDOW SILLS &
ACCESSORIES*

ALUMINIUM WINDOW SILL

GS40/GS25



Further information
on our homepage:



SYSTEM DESCRIPTION

GUTMANN aluminium window sills provide outstanding weather protection for masonry and breastwork in the door and window areas. An accessory range coordinated with needs ensures efficient, constructive processing. Special innovative solutions have been created for use in thermal insulation composite systems.

- Outstanding weather protection for brickwork and breastwork in the window and door areas
- Effective design by means of rounded edges

- Graduated overhang depths up to 500 mm even allow use with ETICS systems
- Intelligent accessories are the guarantee of professional and cost-effective installation

WINDOW SILL ACCESSORY *DRAINAGE MODULE DELTA*



Further information
on our homepage:



SYSTEM DESCRIPTION

Water-tight window sill connection between window and window sill – solution based on a reliable process. The GUTMANN DELTA drainage module offers a simple and reliable solution to the problems that often occur in corner areas due to non-water-tight structure connection seams. The new system promises to make water penetration due to unsealed work holes, improperly installed plastering strips or rolling shutter rails, and other unsealed connection joints a thing of the past.

- One-piece module with range of projections for GUTMANN system window sills
- Controlled drainage to the outside using water-channelling ribs
- Resistant to heavy rain (tested)
- No planning detail
- Simple installation

WINDOW SILL ACCESSORY

SLIDING CLOSURES



MF 400



KF 400 | KF 250



BF 4006 Z | BF 4004 Z

Further information
on our homepage:



SYSTEM DESCRIPTION
BF 4006 Z | BF 4004 Z

The attractive design of the aluminium window sill flashing is inspiring. Its reliability and cost-effectiveness are compelling. It is even easier to process, narrower and more delicate.

- Attractive design through filigree shape
- Integrated expansion compensation (3 mm on each side)
- Plaster edge width 22 mm
- Resistant to heavy rain (system tested)

- Also available for clinker/concrete connection
- Ideal for use in external thermal insulation composite systems (ETICS)
- Available with overhangs from 50 mm to 500 mm for GUTMANN window sill systems
- Selection of standard colors from stock, all RAL colors are available.

SYSTEM DESCRIPTION
KF 400 | KF 250

The visually appealing slim, elastic window sill closure is available in white, grey and brown. It features a plaster edge width of 22 mm and meets the requirements of planners and architects just as much as those of customers and processing businesses.

- Appealing appearance due to narrow design
- Integrated expansion compensation (3 mm)

- Resistant to heavy rain (system test)
- Weather and UV-resistant
- Ideal for use in external thermal insulation composite systems (ETICS)
- Available in white, grey and anthracite grey

SYSTEM DESCRIPTION
MF 400

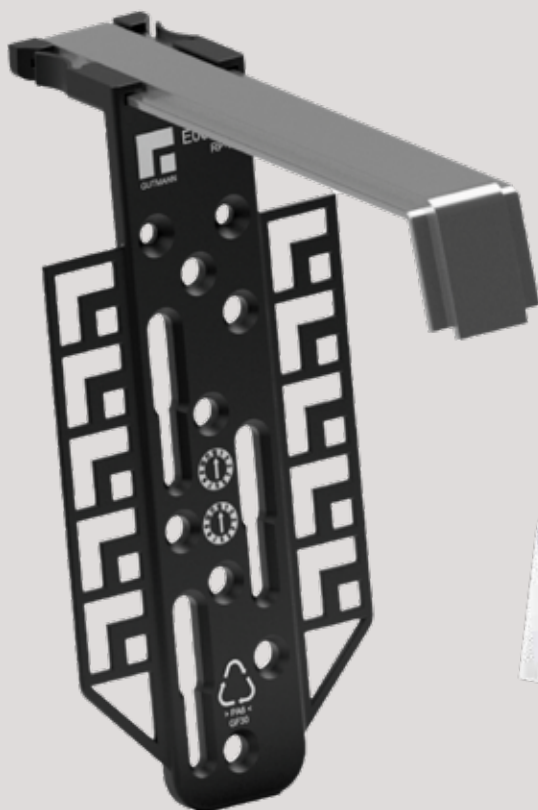
Technology combined with looks – high quality aluminium window sill closure with integrated expansion compensation stainless steel spring. Moreover, the filigree, harmoniously closed design of this aluminium window sill is a real eye catcher.

- High end design thanks to close mitre joint in the drip nozzle area
- No plaster cracks: stainless steel spring provides up to 3mm of expansion compensation
- Plaster edge width 22 mm

- Ideal for use in external thermal insulation composite systems (ETICS)
- Resistant to heavy rain (system test)
- Available with overhangs from 110 mm to 500 mm for GUTMANN window sill systems
- Selection of standard colours from stock, all RAL colors are available

WINDOW SILL ACCESSORY

WINDOW SILL HOLDER



RP-KSI



RV-KSI

Further information
on our homepage:



SYSTEM DESCRIPTION
RP-KSI

The innovative GUTMANN RP-KSI window sill holder is made of high-quality polyamide plastic. This material significantly improves thermal insulation performance in the facade. The bracket is a response to the clear trend towards high-insulating bricks without ETIC. It is suitable for installation with a thickness of approx. 20 mm on wall constructions without ETIC.

- Suitable for use in GUTMANN GS 40 and GS 25 window sill systems
- For secure fastening of the window sill

- For use on wall constructions without ETIC
- Fast and economical installation using screws or adhesives
- For use with projections of 150 mm or more in line with installation guidelines
- Significantly improved thermal insulation values
- Infinitely adjustable using tension springs

SYSTEM DESCRIPTION
RV-KSI

The RV-KSI window sill holder from GUTMANN is made of high-quality polyamide plastic. This material significantly improves thermal insulation values in the facade. The new accessory from GUTMANN ensures reliable stability as well as rapid fastening to the window sill thanks to an intelligent clip mechanism in the front area of the holder.


- Suitable for use in GUTMANN GS 40 and GS 25 window sill systems
- For secure fastening of the window sill

- Cost-effective, rapid assembly
- Clip connector for simple fastening
- According to installation guidelines, it is for use with projections of 150 mm
- Main casting made of high-quality polyamide plastic
- Significantly improved thermal insulation values
- Infinitely adjustable thanks to tension springs

*FALL PREVENTION
SYSTEMS*

FALL PREVENTION DEVICE

FPS (exposed)



Further information
on our homepage:

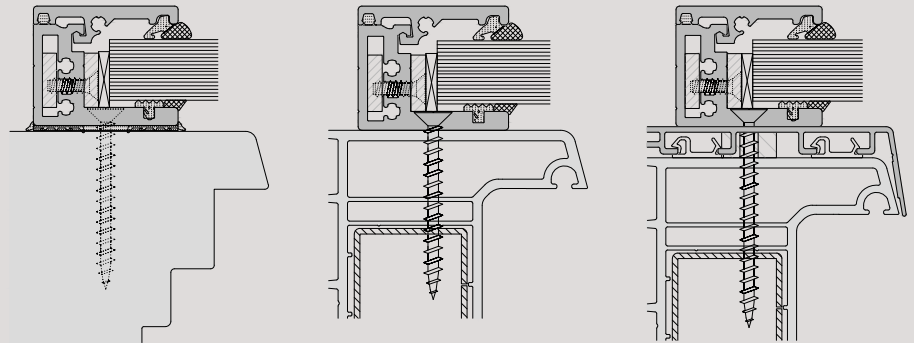


SYSTEM DESCRIPTION

Our new FPS sets including pre-assembled mounting material can be ordered easily thanks to the intelligent configurator. Quick and easy mounting as well as the use on all common frame materials make the GUTMANN FPS unique.

- Can be mounted on all common frame materials such as wood, PVC, PVC-aluminium, wood-aluminium and aluminium, regardless of the system provider
- Free configuration of heights between 350 and 1200 mm and widths from 400 - 3000 mm.
- Tested for all statically required glass thicknesses
- All sets incl. prefabricated mounting material, i.e. all fixing materials of the corresponding frame type.
- Fast, easy installation without further mechanical processing.
- Concealed fixing
- Ready availability of in-stock standard colours RAL 9016, RAL 7016 GM and E6/EV1. Edge protection also available in EV1
- Also available in all special colours on request
- Uniform appearance of the entire fall protection system – edge protection and cover are supplied in the same colour as the basic profile
- Customer-optimised labelling with their commission and position details

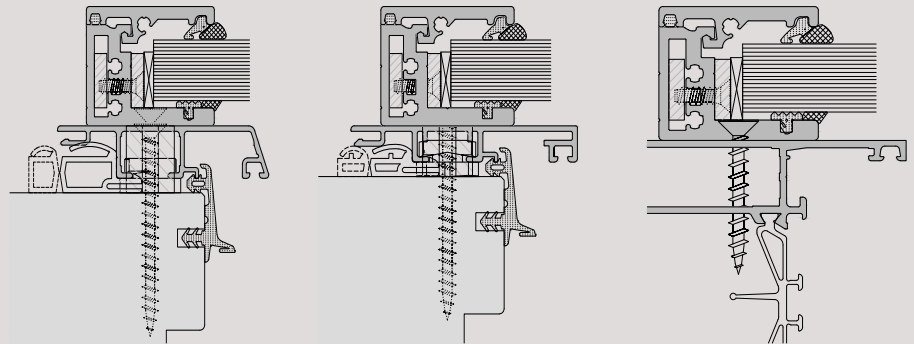
SYSTEM CROSS SECTION



FPS-wood window

FPS-PVC window

FPS-DECCO



FPS-MIRA

FPS-MIRA contour

FPS-GWD 070/080

FALL PREVENTION DEVICE

FPS.I (built-in frame)



Further information
on our homepage:



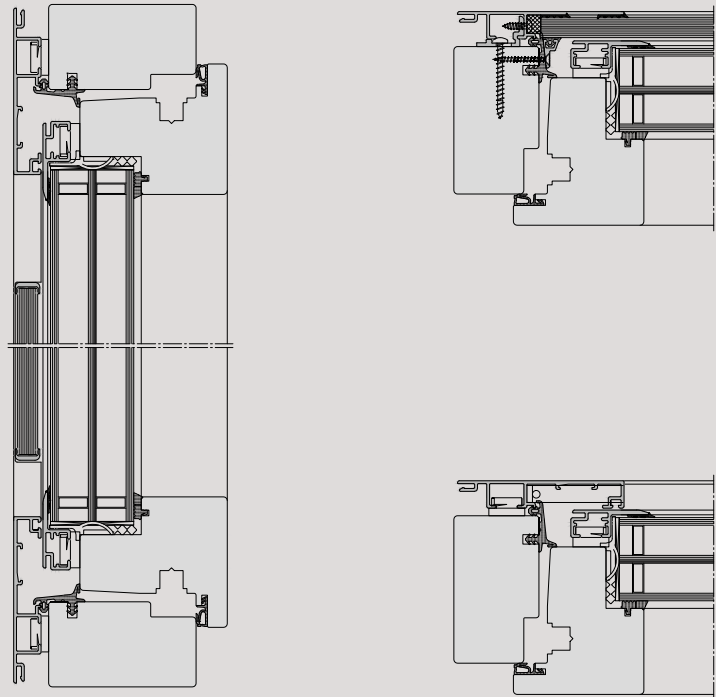
SYSTEM DESCRIPTION

The GUTMANN FPS.I built-in frame fall prevention device is a sophisticated architectural solution for floor-to-ceiling windows that has been approved by the building authorities. All the functional components are fully integrated and covered by the aluminium shell. The safety glass pane has delicate edge protection at the top and bottom only. As such, this innovative product combines transparency and safety in an elegant, timeless design, thus removing the need for cumbersome additional/safety constructions.

- Replacement of glass possible at the fully assembled frame
- Easy-to-install mounting technology
- Proof according to DIN 18008-4 with abP available

- Rebate geometries: Single rebate, double rebate, angled rebate
- Suitable for all fittings
- All opening types inward-opening and with comparable rebate geometries

SYSTEM CROSS SECTION





OUR *TOPICS*



Window System
MIRA contour

PETRUS-JAKOBUS-CHURCH
System: MIRA contour, LARA GF
Location: Karlsruhe, Germany
Completion: 2017
Architect: Peter Krebs
Fabricator: Fensterbau Trüb GmbH
Copyright: Brigida González

VARIETY OF COLOURS BY GUTMANN



© AdobeStock

Colours and shapes form a harmonious unit. The colour scheme highlights the shape and accentuates it particularly well. In turn, a successful form emphasizes the effect of the colour. The right choice of colour is therefore a decisive criteria in the design of buildings. GUTMANN offers you countless combination and variation possibilities. All RAL, NCS, decorative and special colours are available. In this way, windows, doors and façades can be matched exactly to their surroundings. With the completion of our new horizontal and vertical coating line and the successful commissioning of the

composite line on the premises of GUTMANN Bausysteme GmbH in Weissenburg, we have significantly expanded our vertical range of manufacture. As a result, you as our customer, benefit not only from a drastic reduction in our delivery times for stocked powders, but also from transparent pricing for surface coating.


Use our colour configurator and learn more about the colour variety by GUTMANN:




gutmann.de/colourconfigurator




Life in COLOUR with GUTMANN.




EV1




C32




C34



RAL7016



RAL9006




RAL9023

ALUMINIUM-SURFACE-SELECTION

We meet the highest and current requirements for coating companies according to GSB and QUALICOAT certification criteria.



ALUMINIUM AS PART OF THE *SOLUTION*



© Fotolia

GUTMANN Bausysteme GmbH is a member of A/U/F - a cooperation of system houses, processors and suppliers in the aluminum industry. A/U/F promotes the future-oriented and environmentally conscious use of aluminium. By recycling old aluminium windows, doors and façades as well as corresponding composite products such as wood-aluminium windows, sustainability is clearly emphasized. A/U/F ensures the qualified recycling of aluminium - in Germany and Europe. In addition, GUTMANN systems are Passive House certified - another step for the environment.

The common commitment to sustainability is already determined by the choice of the material to be used. Whether the frame is made of aluminium only or in combination with wood - with both variants you achieve an optimal eco-balance. This is the conclusion of a study conducted by the Institute for Plastics Testing and Polymer Science for the Window + Façade Association. For example, we recycle almost all of the production scrap generated during manufacturing back into the production process. In addition, the durable aluminium is 100 percent recyclable.

100% opportunities - 5% energy.

Aluminium can be recycled endlessly. Quality and material properties are fully retained. In addition, melting down aluminum scrap requires only 5% of the energy needed to produce primary aluminium. So the higher the proportion of recycled material, the better for our cities and the environment.



The next generation of
sustainability.

About 75% of the
aluminium ever
produced is still in
use today.



MEMBERSHIP A|U|F e.V.





EFH MITTWEIDA
System: MIRA contour
Location: Mittweida, Germany
Completion: 2022
Architect: studio2 architekten
Fabricator: Schreinerei & Metallbau
Wagner GmbH
Copyright: Felix Meyer

IMPRINT

Publisher

GUTMANN Bausysteme GmbH,
Nuernberger Strasse 57,
91781 Weissenburg, Germany

Design

Roleplay Design Agency

© 2023, GUTMANN Bausysteme GmbH

All rights reserved. No part of this brochure may be reprinted, reproduced or exploited in any form without the written permission of the publishers and authors.





GUTMANN

176/78320 | EN | 03.2023

Need more information or support with your next project?

Please do not hesitate to get in touch with us.

Contact us.



GUTMANN Bausysteme GmbH

Nuernberger Strasse 57,
91781 Weissenburg

Germany

T +49 (0) 9141-995 11 36

F +49 (0) 9141-995 11 37

info@gutmann.de

www.gutmann.de

Visit our virtual showroom.

